




Necessary tools for installation: cutting saw and glue gun.

Necessary materials: structural glue and color dressing paste.


#### 4. Result Reference

The PU stone is applied to the wall, and the method of patchwork is adopted to reflect the perfect characteristics of the stone. The concave convex decorative surface is like a mushroom. Under the illumination of the light, the bright and dark surfaces are really clear. The whole design uses the way of space division, and appropriate seams are reserved to give people an appreciation of the texture of a single stone.



#### 5. Production technology of light pottery

1. Copy mold
2. Using silica gel to copy the rocks in nature
3. Then make the mold seed with mud mold
4. Pour out the aluminum mold for PU foaming
5. Foaming in mold



# Pu Stone Nepal

Supplier- Decor Sansar/ Remodelers Nepal

Contact us: 01-5919158, 9851277156

PU STONE

# NEPAL

[Book Now](#)

Pu Stone Nepal
 Pu Stone Nepal
 pu.stonenepal

015919158 | 9851277156  
 pustoneneal@gmail.com  
 Mid baneshwor-31, KTM





# Pu Stone Nepal

Restore the original texture of stone, so that you can see different stones


What will you think of when you discuss the material of stone with the designer?

Thick, rough Many designers are deterred by the disadvantages of troublesome handling. But society is always making progress, and materials are also changing with each passing day. Light Pu light pottery stone is coming out.


Now let the designers who love stone materials see the new direction of design again.

## Product features


- **Fast:** the direct installation time and the time required for the whole project are short, which is far less than the installation time of traditional cultural stone.
- **Light weight:** because it is made of high-tech materials, it has light weight and does not need the cooperation of other machinery. It can be installed by one person.
- **Durable:** the product is made of high polymer materials and sprayed with multi-layer high-strength coatings to make it acid resistant, sunscreen, UV resistant and more durable.
- **Easy installation:** the product is designed as an internal card structure, with tongue edge, groove and reserved seam. Most of the work does not need caulking, but can be installed directly with screws or gun screws.
- **Real appearance:** the product mould is finely polished according to the real stone, and combined with special process treatment, the product appearance is more delicate, which is no different from the real stone.



## Pu Stone catalogue



From the perspective of professional designers, the most prominent is the seemingly ordinary, But it conveys a beauty that can only be found by fine taste, Then follow us to study it carefully!



### 1. Product Concept

- PU light pottery stone is a new decorative material, also known as polymer material. Its chemical name is polyurethane, referred to as PU for short, and its Chinese name is polyurethane, also known as light pottery. It is a new green decorative material with oil resistance, wear resistance, low temperature resistance, aging resistance, high hardness and elasticity. It can achieve the shape and color of natural stone. The product is light, healthy and environment-friendly.
- The product can be nailed, sawed, planed and washed without cracking, deformation and moth eaten.
- The construction is convenient and simple. It can be directly installed with glue or nails. It is suitable for all kinds of indoor and outdoor decorative materials.



### 2. Product Characteristics

Thermal insulation function: it integrates the advantages of external thermal insulation system and has thermal insulation energy;  
**Convenient installation:** The technical requirements of installation for construction personnel are not high, and non professional personnel can also construct according to the drawing;  
**Novel appearance:** random design, strong texture and various shapes, which can be customized according to special requirements;  
**preferred Firm and safe:** it adopts assembly installation or supporting mortar to bond to the wall, with high imitation stone safety factor; The coating has the function of adding water and flame retardant, and has the function of self-developed water  
**Light weight:** PU is used as the main material and anti-corrosion polymer materials are added. The weight per square meter is only 4-6 kg.



### 3. Construction technology

Treatment of base course - no leveling - no dividing and snapping lines - pasting light pottery stone - cleaning the surface.

1. Treatment of base course: clean up the impurities on the surface of wall base course before construction to ensure that the wall surface is basically flat.
2. Do not need leveling: if the leveling layer is 1:3 cement mortar, the interior shall be primed with fiber cement board or wood splint, do not apply putty and paint.
3. No dividing, snapping and pointing: cut according to the design drawing, color the edge, and then pave with structural adhesive
4. Paste mushroom stone: it shall be inlaid from bottom to top, and the bonding thickness shall be between 4 and 8mm.
5. Clean the surface: when the structural adhesive is fast drying, blow the dust on the surface with an air gun and stick a protective film.

